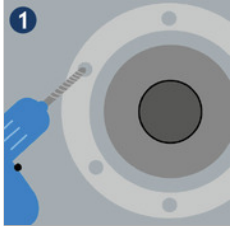
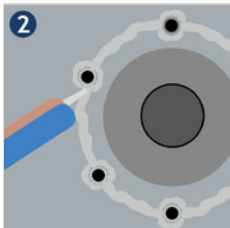





## INSTALLATION



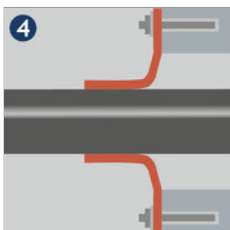
**1**  
Center and store casing pipe to core drilled hole



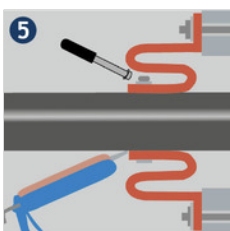
**2**  
Mark bore hole with help of pressure plate at the wall/ceiling. Drill out of center and insert dowel.



**3**  
Apply sealant like showed on wall/ceiling.



**4**  
Pull open side (at the flange side) of the flexible seal over the casing pipe. Warp flexible seal with pressure plate against the wall/ceiling. Spread out sealant.



**5**  
Collar of the flexible seal type VDW OD has to be adjusted untill a stretching mark appears. Inject sealant under collar circularly and warp strap closely.

### NOTE

For laying underground the flexible seal has to be covered with a stretching cushion before filling to prevent flexible seal of earth burden. This allows the movement of the flexible seal.